

Hinges for removable doors

SUPER-technopolymer

MATERIAL

Glass-fibre reinforced polyamide based (PA) SUPER-technopolymer, black colour, matte finish.

ROTATING PIN

Self-lubricating glass-fibre reinforced polyamide based (PA) technopolymer, black colour.

STANDARD EXECUTIONS

Pass-through holes for countersunk head screws.

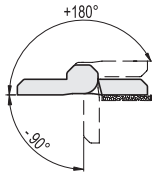
- **CFMY-D**: rotation pin fitted on the right hinge body.
- **CFMY-S**: rotation pin fitted on the left hinge body.

ROTATION ANGLE (APPROXIMATE VALUE)

Max 270° (-90° and +180° being 0° the condition where the two interconnected surfaces are on the same plane).

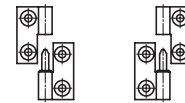
Do not exceed the rotation angle limit so as not to prejudice the hinge mechanical performance.

To choose the convenient type and the right number of hinges for your application, see the Guidelines (on page 1368).

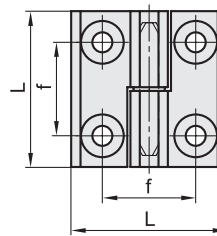
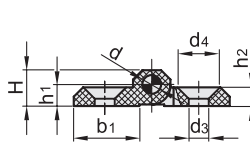


CFMY-D

CFMY-S



Resistance tests	AXIAL STRESS	RADIAL STRESS	90° ANGLED STRESS
Description	Max limit static load Sa [N]	Max limit static load Sr [N]	Max limit static load S90 [N]
CFMY.60	2050	1600	1250



Code	Description	L	f±0.25	H	h1	h2	b1	d	d3	d4	C# [Nm]	⚖️
425981	CFMY.40 SH-4-D	40	25	9	5.5	5	14	4	4.5	8.5	3	14
425982	CFMY.40 SH-4-S	40	25	9	5.5	5	14	4	4.5	8.5	3	14
425971	CFMY.50 SH-6-D	50	30	11.5	6.5	6	18	6	6.5	12.5	5	30
425972	CFMY.50 SH-6-S	50	30	11.5	6.5	6	18	6	6.5	12.5	5	30
425965	CFMY.60 SH-6-D	60	36	15	8.5	8	26	6	6.5	12.5	5	41
425966	CFMY.60 SH-6-S	60	36	15	8.5	8	26	6	6.5	12.5	5	41
425961	CFMY.60-SH-8-D	60	36	15	8.5	8	26	8	8.5	16.5	5	41
425962	CFMY.60-SH-8-S	60	36	15	8.5	8	26	8	8.5	16.5	5	41

Suggested tightening torque for assembly screws.